

# GUIDE TO STORAGE AND HANDLING PLYCEM TRIMS PIECES

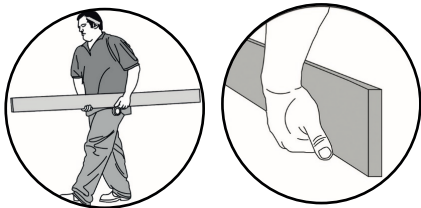


## Handling

- Trims should be lifted horizontally by hand through the center of its narrow (edge) side.
- Avoid hitting the pieces and support them at the ends.

If handled incorrectly, the pre-finished surface of the trim pieces will be scratched.

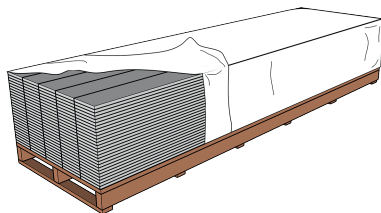
- Avoid sliding the pieces against the bottom to avoid damaging them.




## Weather protection

-Storage them indoors in ventilated and dry areas. Store pallets on a firm and level floor.

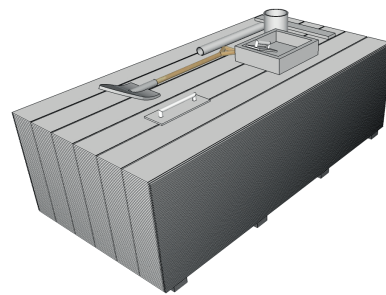
-In case of leaving the pieces temporarily in the outdoor, the pallet should be covered with a waterproof mantle.



-The pieces must be cover during the transportation to the construction site or the distributor's warehouse.



-Do not store other materials on pallets.



## Stacking

- Stack up to 3 pallets as long as you use properly aligned wooden pallets.

- Keep a horizontal separation of 20 cm between pallets.

