


PLYCEM DECK STORAGE AND HANDLING GUIDE





Handling

- The parts must be handled on the edges by 2 people to avoid deformation in the surface of the piece.
- Avoid hitting the pieces and support them at the ends.




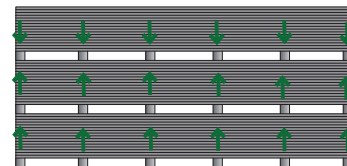
Protection

- Storage them indoors in ventilated and dry areas. Store pallets on a firm and level floor.
- In case of leaving the pieces temporarily in the open air, the pallet should be covered with a waterproof mantle.
- When transporting the pieces to the construction site or the distributor's warehouse, they be always covered.

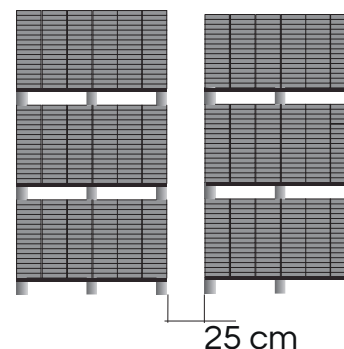


Stacking

- Do not store on non-aligned supports and do not leave parts improperly stacked.



- Maximum of 3 pallets to be stacked on a firm, level and flat floor, never in direct contact with the ground (always on wooden or metal supports).
- Maintain a horizontal separation of 25 cm between pallets.



- For Plycem Deck packing, keep the cardboard or metal corner pieces to protect the corners of the parts.

Pieces per stack on each pallet	16
Stowage by pallet	6
Pieces per pallet	96