


PLYCEM SIDING STORAGE GUIDE



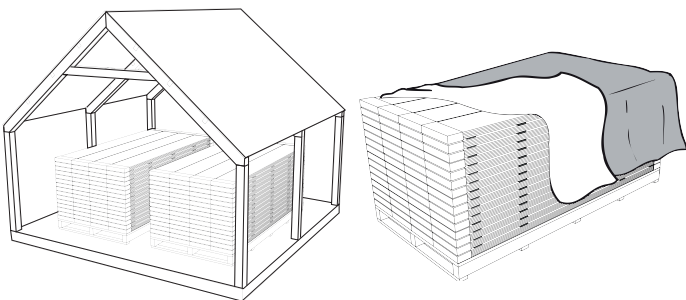
Handling

- Plycem Siding pieces must be handled horizontally by 2 people to avoid deformation in the surface of the piece.
- If the pieces do not have a larger length, they can be transported by the center of their narrow side (edge).
- Avoid hitting the pieces and support them at the ends.




Weather protection

- Storage them indoors in ventilated and dry areas. Store pallets on a firm and level floor.
- In case of leaving the pieces temporarily in the outdoor, the pallet should be covered with a waterproof mantle.

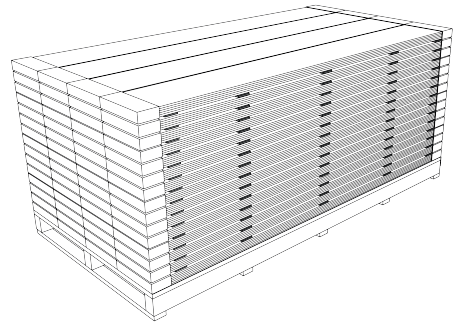


- When transporting the pieces to the construction site or the distributor's warehouse, they must always be covered.

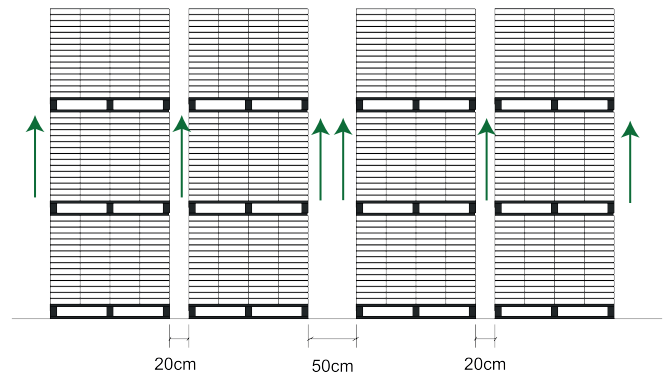


Stacking

- Stack up to 3 pallets as long as you use wood pallets and properly aligned Plycem Siding @ 61cm max.



- Keep a horizontal separation of 20 cm between pallets.



- Keep the corners protector during the storage.

- Metal or plastic packaging strip should be applied to the product to support the stability of the material.

