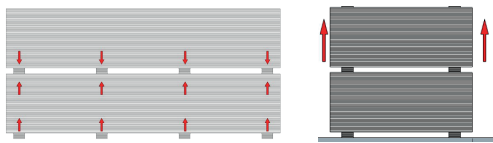


PLYCEM EXTERIOR CEMENT BOARD


Storage and transportation guide

STORAGE

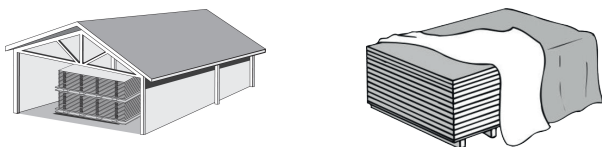
- Do not place more than 50 boards per pallet.
- Stow a maximum of 2 pallets on a firm, level and flat floor, never in direct contact with the ground (always on wooden or metal supports).
- Stow with aligned supports.




- Avoid placing boards in wrong positions.



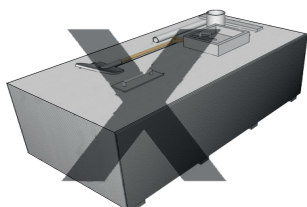
- Store always indoors in a dry place, at least covered with a waterproof mantle.



- Make sure that the boards are not misaligned.

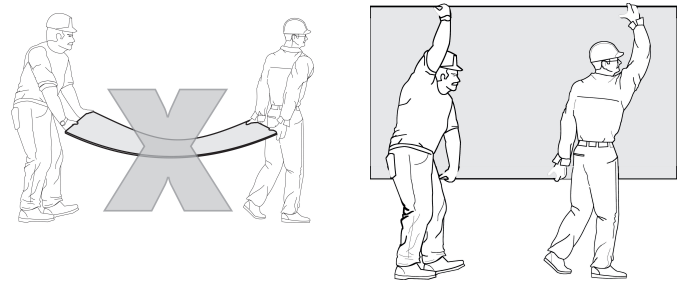


- Do not place objects or other boards on top of the pallet.

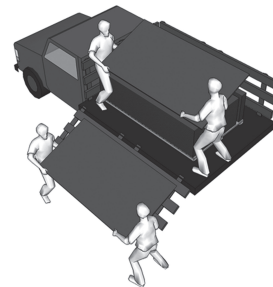


HANDLING AND TRANSPORTATION

- Transport it always on its edges and never in horizontal position to avoid deformation.



- The boards should be always carried by two people, one at a time.



- Avoid hitting the edges and do not lean on the corners when lifting.

- For the transport of the boards to the construction site or the distributor's warehouse, they be always covered.

