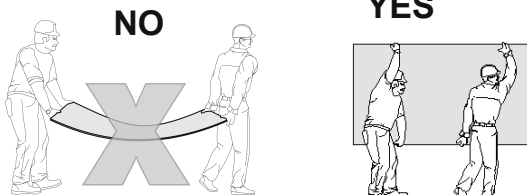


GUIDE FOR HANDLING, TRANSPORTATION AND STORAGE PLYCEM BOARDS

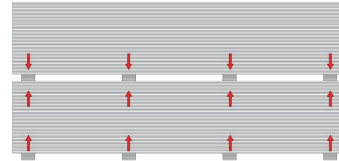
1. Handling

-Transport the boards on their edges and never in a horizontal position. Always handle the boards by two people.




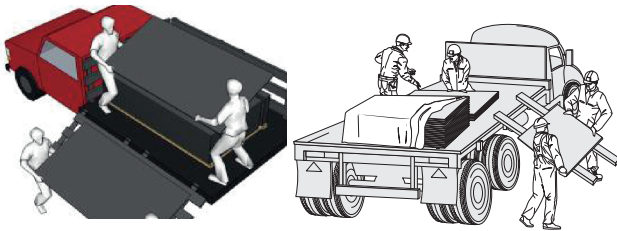
-Stack the boards in flat surfaces and never in direct contact with the ground.

- Always stack the boards in the correct position on aligned supports.

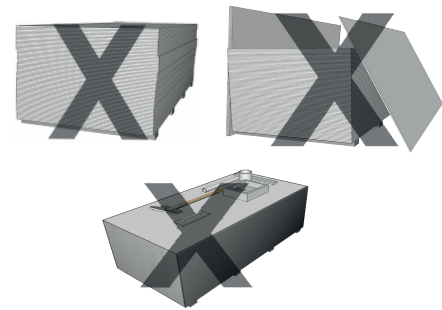


2. Transportation

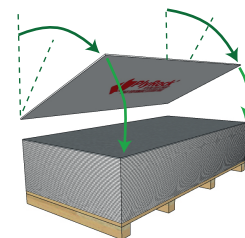
-They must be transported on a firm, flat platform with protection against humidity.



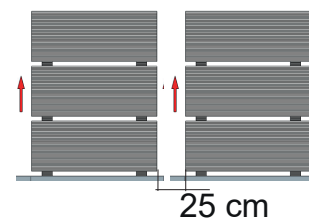
- The pallets should be stored correctly and do not place any object on the top of them.



Note : Keep the top board face down.



-Stack a maximum of 3 pallets.



3. Storage

-Store the panels indoors in ventilated and dry areas. If they are exposed to the exterior environment, temporarily, they must be covered by a waterproof wrap (construction site).

